



### District Report Card: 2017


<b>State:</b> Jammu And Kashmir	<b>District:</b> Srinagar
<b>Class:</b> 3	<b>Subject:</b> Language
<b>Schools:</b> 39	<b>Students:</b> 300


### Participation/Coverage


#### Students

<b>GENDER</b> 	Boys		Girls	
	Number	%	Number	%
	151	50.33	149	49.67

<b>AREA</b> 	Rural		Urban	
	Number	%	Number	%
	39	13.00	261	87.00

<b>CATEGORY</b> 	SC		ST		OBC		GEN	
	Number	%	Number	%	Number	%	Number	%
	5	1.67	65	21.67	19	6.33	211	70.33

<b>CWSN</b> 	LD	VI	HI	S&LD	ID	Oth
	1	2	0	0	2	0

<b>Management</b> 	Government		Government-aided	
	Number	%	Number	%
	300	100.00	0	0.00

### Average Performance of Students in Language (%)

Overall	Gender		Area		Management		Social Group			
	Male	Female	Rural	Urban	Govt.	Aided	SC	ST	OBC	GEN
72.02	69.71	74.36	68.38	72.57	72.02	0.00	97.33	76.31	81.75	69.23

## Performance on Learning Outcomes (LOs)

Learning Outcomes	Description	Average Performance(%)
L304	Reads small texts with comprehension i.e., identifies main ideas, details, sequence and draws conclusions	72.87
L312	Reads printed scripts on the classroom walls: poems, posters, charts etc.	70.33

Range of Performance of Students who Answered Correctly							
Below 30%		30% - 50%		50% - 75%		Above 75%	
Number	%	Number	%	Number	%	Number	%
22	7.33	34	11.33	88	29.33	156	52.00

## Lowest Performing Learning Outcomes (LOs)

1 - Reads printed scripts on the classroom walls: poems, posters, charts etc. (70.33)

2 - Reads small texts with comprehension i.e., identifies main ideas, details, sequence and draws conclusions (72.87)